



Virus WAch

Week ending 19th July 2020

Key Points

It is important to note that the influenza and ILI surveillance systems in WA have been impacted by the COVID-19 pandemic. Therefore interpretation of 2020 influenza and ILI activity should be done with caution and needs to take into account the effects of changes in health seeking behaviour including accessing alternate health services such as telehealth, focused testing for COVID-19 at COVID-19 clinics or specific acute respiratory infection clinics and the impact of physical distancing measures.

Influenza and influenza-like illnesses (ILI).

- **Summary:** Indicators of influenza activity remain at or below interseasonal levels.
- ILI activity at sentinel GPs and EDs remains below levels usually seen at this time of year.
- There were no positive influenza samples reported by PathWest in the past week.
- Overall non-influenza activity remained low this week- the majority of detections were parainfluenza virus.

Gastroenteritis

- The rate of gastroenteritis presentations to sentinel GPs and sentinel EDs remained in the lower range of levels normally reported at this time of year.
- PathWest laboratory detections of norovirus were low in the past week, and rotavirus notifications remained at low levels.

Other vaccine-preventable diseases

- **Shingles and chickenpox:** Chickenpox presentations reported by sentinel GPs were above baseline levels this week.
- **Measles:** No measles cases were notified in the past week.
- **Mumps:** No mumps cases were notified in the past week.
- **Rubella:** No rubella cases were notified in the past week.
- **Invasive meningococcal disease (IMD):** No IMD cases were notified in the past week.

Other diseases

- **Coronavirus COVID-19:** As of 23 July 2020, a total of 653 COVID-19 cases have been confirmed in WA. See [webpage](#) for further information.

Current and archived issues of Virus Watch http://ww2.health.wa.gov.au/Articles/F_1/Infectious-disease-data/Virus-WAach

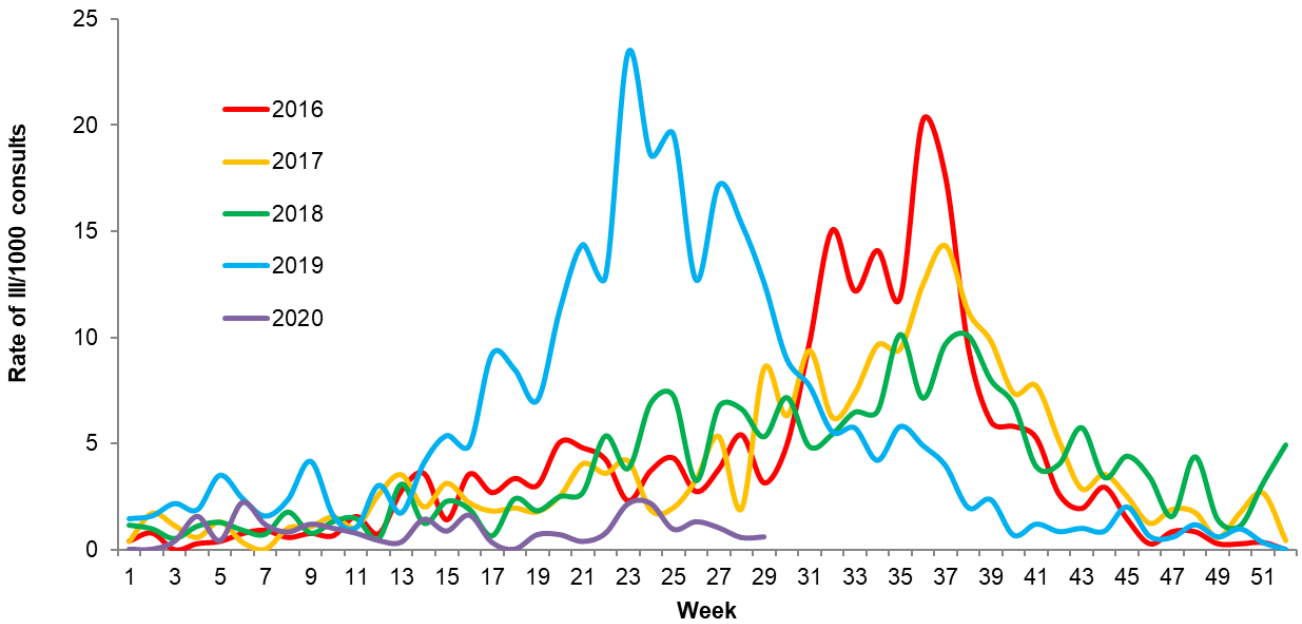
Virus WAch is a weekly electronic publication by the Communicable Disease Control Directorate (CDCD) and key collaborators. It provides a brief summary of General Practice and Hospital Emergency Department sentinel surveillance data on influenza-like illness, gastroenteritis and varicella-zoster disease, together with relevant laboratory information, to alert health care workers in WA to important circulating viruses. All figures and data were accurate at time of publication, but subject to change. The data collections used to create this publication include:

- Sentinel General Practice data collected by WA members of the Australian Sentinel Practices Research Network (ASPREN)
- Emergency Department data provided by the Emergency Department Information System (EDIS), which currently incorporates data from the following hospitals: Fiona Stanley Hospital, Sir Charles Gardiner Hospital, Royal Perth Hospital, Perth Children's Hospital, King Edward Memorial Hospital, St John of God Midland, Bunbury Hospital, Armadale Hospital, Joondalup Health Campus, and Rockingham General Hospital.
- Notification data derived from disease notifications received by CDCD, WA Department of Health from medical providers and public or private laboratories in WA. These data are updated routinely to include admission status for all public and public/private hospitals in WA and hospitalisation data are included in the report during the influenza season.
- Viral laboratory data obtained from PathWest laboratories at QEII Medical Centre, as well as via notification data sent by all WA laboratories to CDCD, WA Department of Health.

*these samples were tested using a rapid testing method that does not determine the influenza subtype (i.e influenza A/H3N2 or A/H1N1).

Influenza and influenza-like illnesses

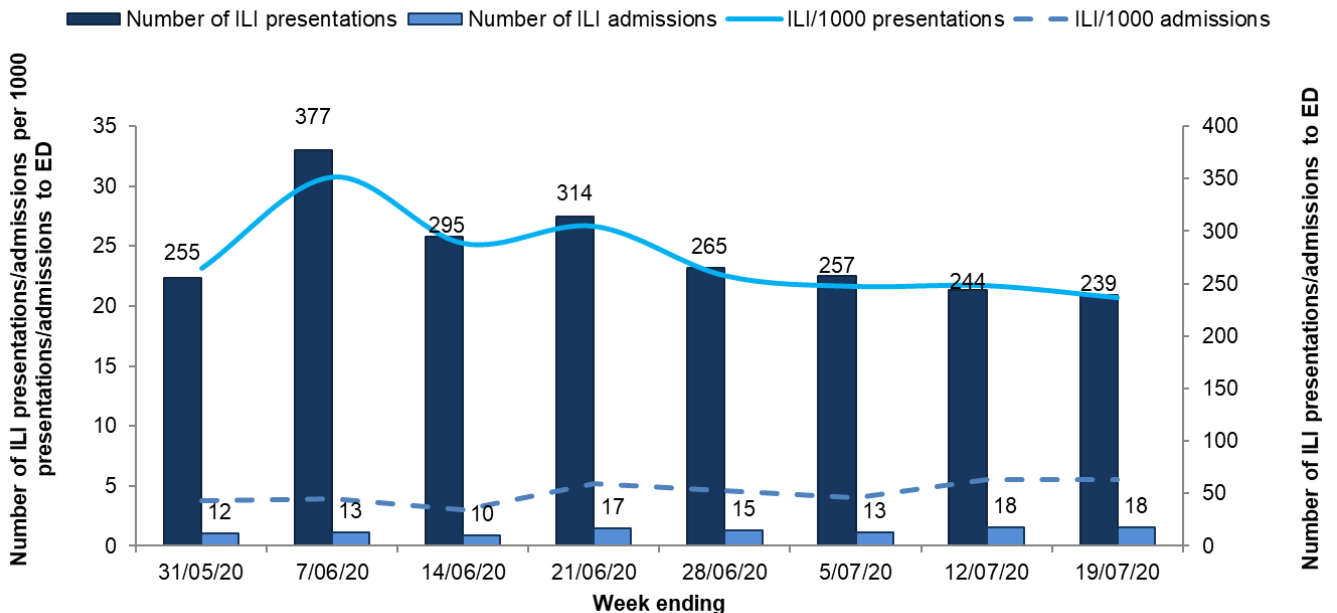
Australian Sentinel Practices Research Network WA - GP surveillance rate of ILI per 1000 consultations, 2016 to 2020



The rate of ILI presentations to sentinel GPs in the past week is below levels usually reported during this time of year, and there were no samples submitted for influenza testing by sentinel GPs.

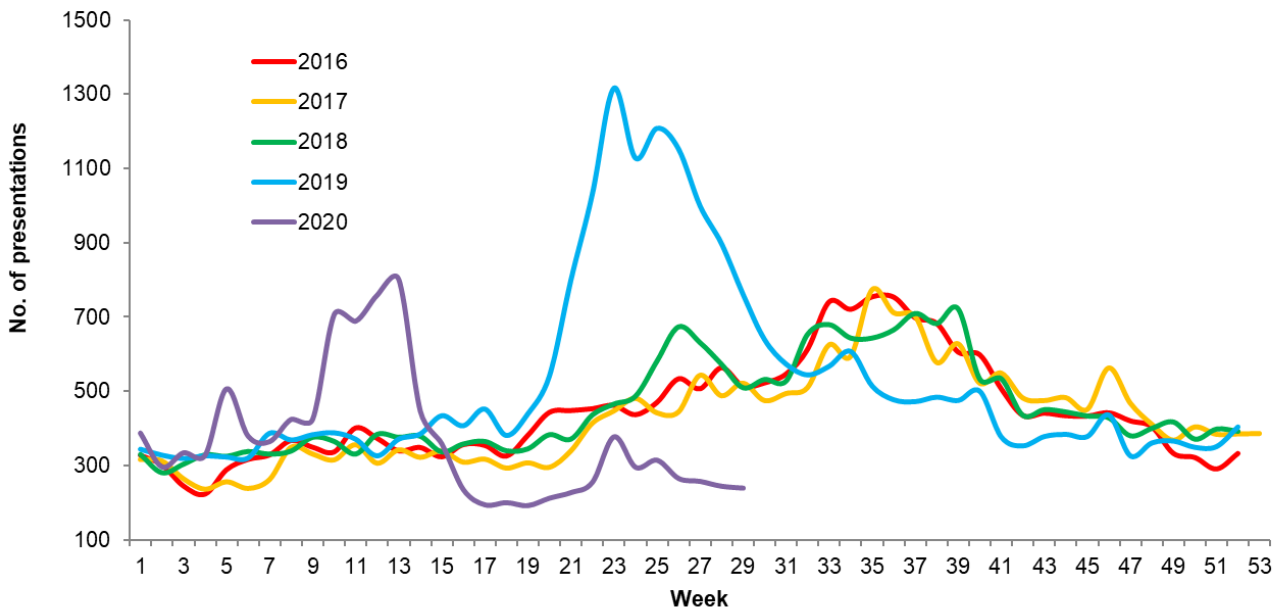
The following is a summary of current Emergency Department Sentinel Surveillance (EDSS) data for respiratory viral presentations.

ED viral-illness* presentations and admissions



Respiratory viral presentations and admission to sentinel EDs remained steady this week, and remain below levels usually seen at this time of year.

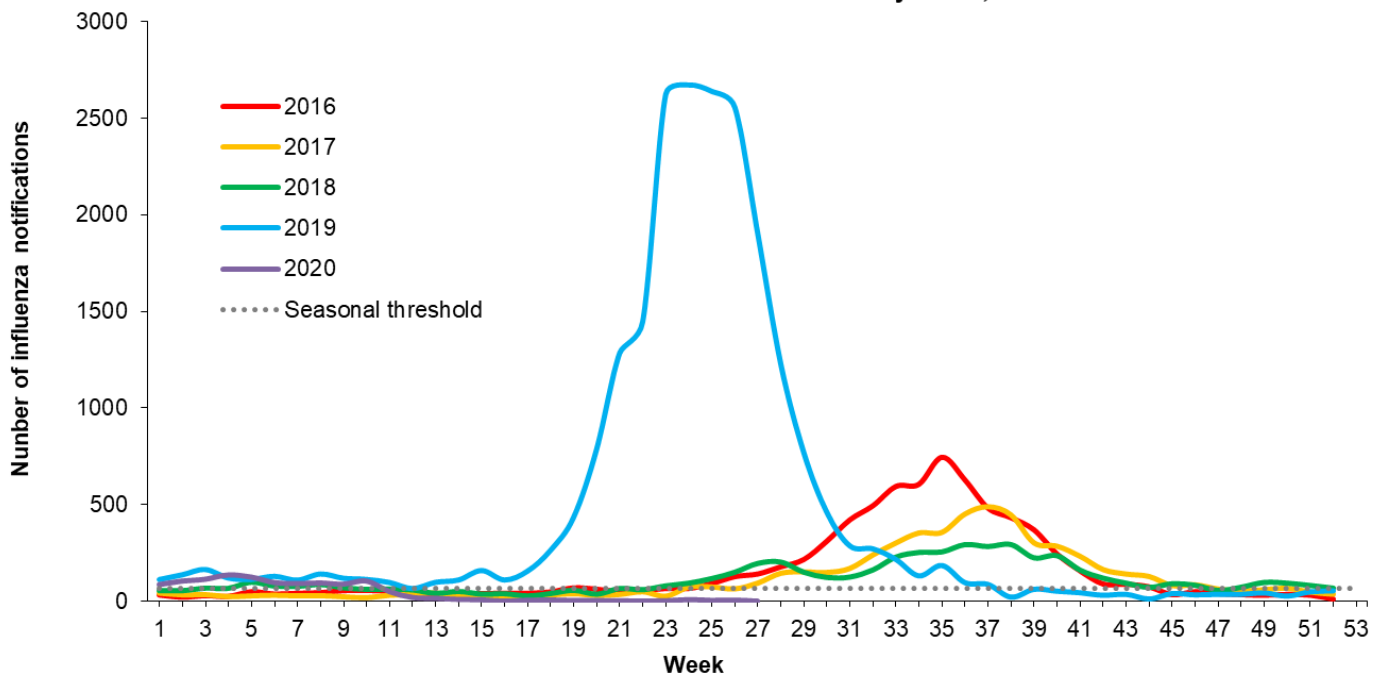
ED viral-illness* presentations, 2016 to 2020



The number of respiratory viral presentations to sentinel EDs remains below levels usually reported at this time of the year.

*The graph is a summary of presentations at Emergency Department Sentinel Surveillance (EDSS) sites using the ICD codes B34.9 and J06.9 which are consistent with a clinical presentation of a viral illness. This data may differ from that presented in the Winter Respiratory Illness Report provided by the Information and System Performance Directorate.

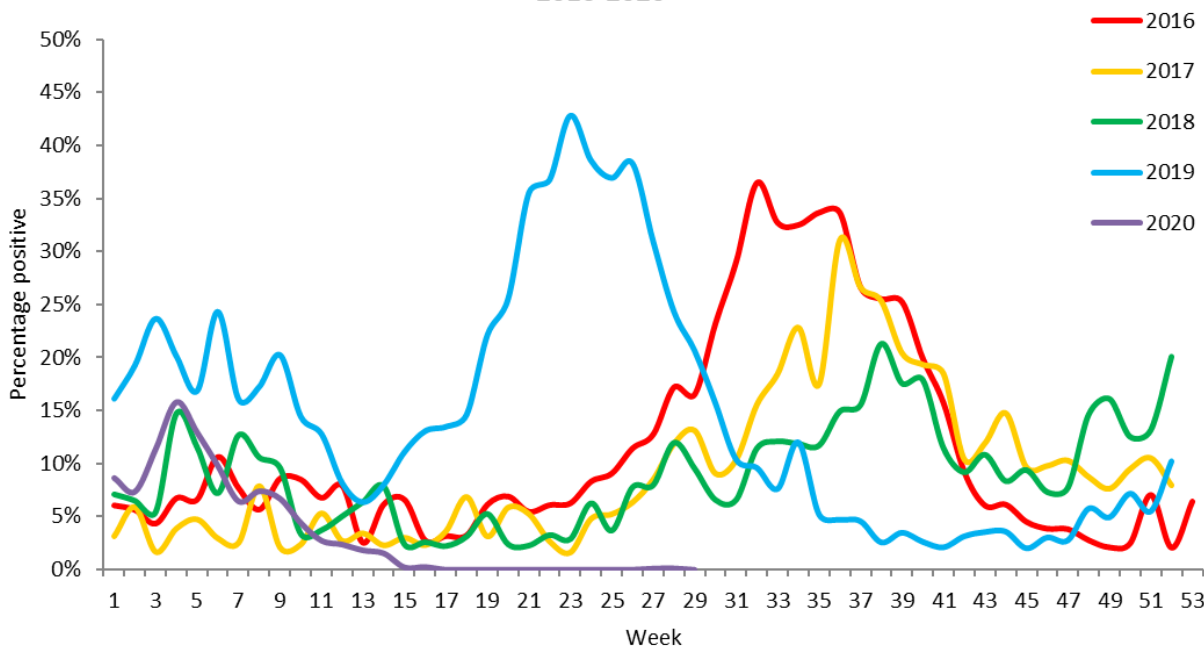
Influenza notifications in Western Australia by week, 2016 to 2020



Influenza notifications reported to the Department of Health in the past week remained below the seasonal threshold.

The graph is a summary of all influenza notifications received by the DoH, Western Australia to the end of the current reporting week, for which cases had date of symptom onset or specimen collection between 13/07/2020 and 19/07/2020. The seasonal threshold defines a value above which may indicate epidemic seasonal influenza activity. The threshold value is calculated based on analysis of seasonal influenza data from the past four years.

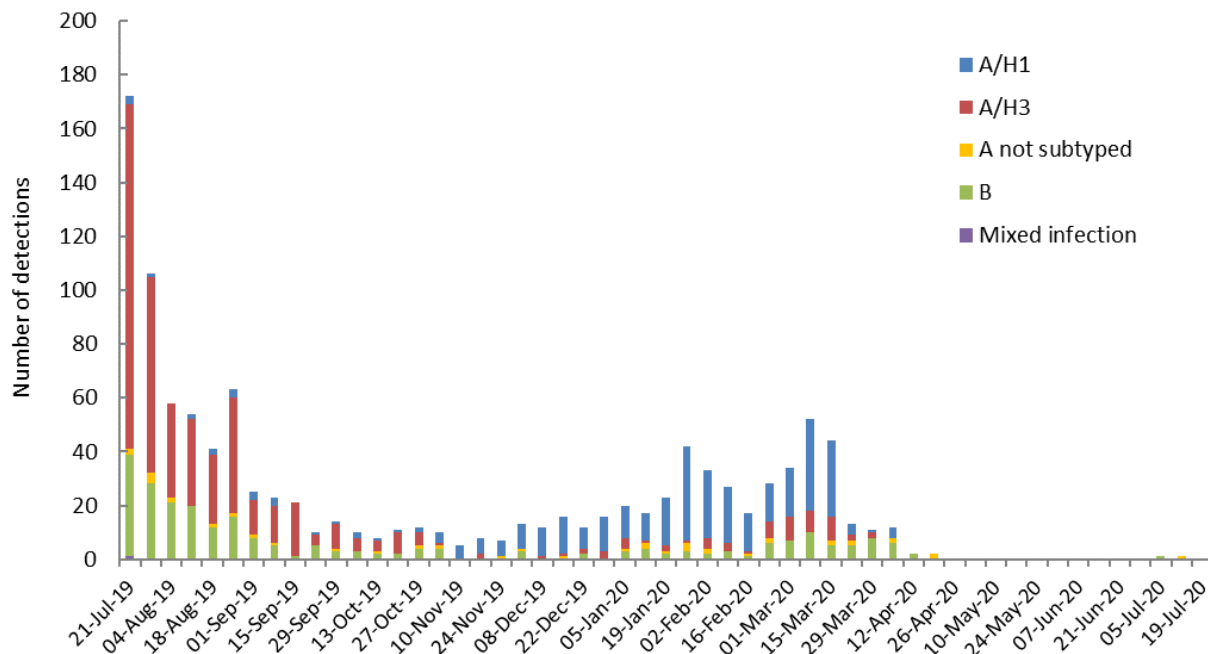
Proportion of PathWest Tests Positive for Influenza 2016-2020



The percentage of specimens positive for influenza virus at PathWest remains below levels usually reported at this time of year. None of the 720 specimens submitted for influenza testing were positive for influenza in the past week.

The graph is a summary of all WA samples reported by PathWest, excluding samples referred by other private laboratories for influenza subtyping.

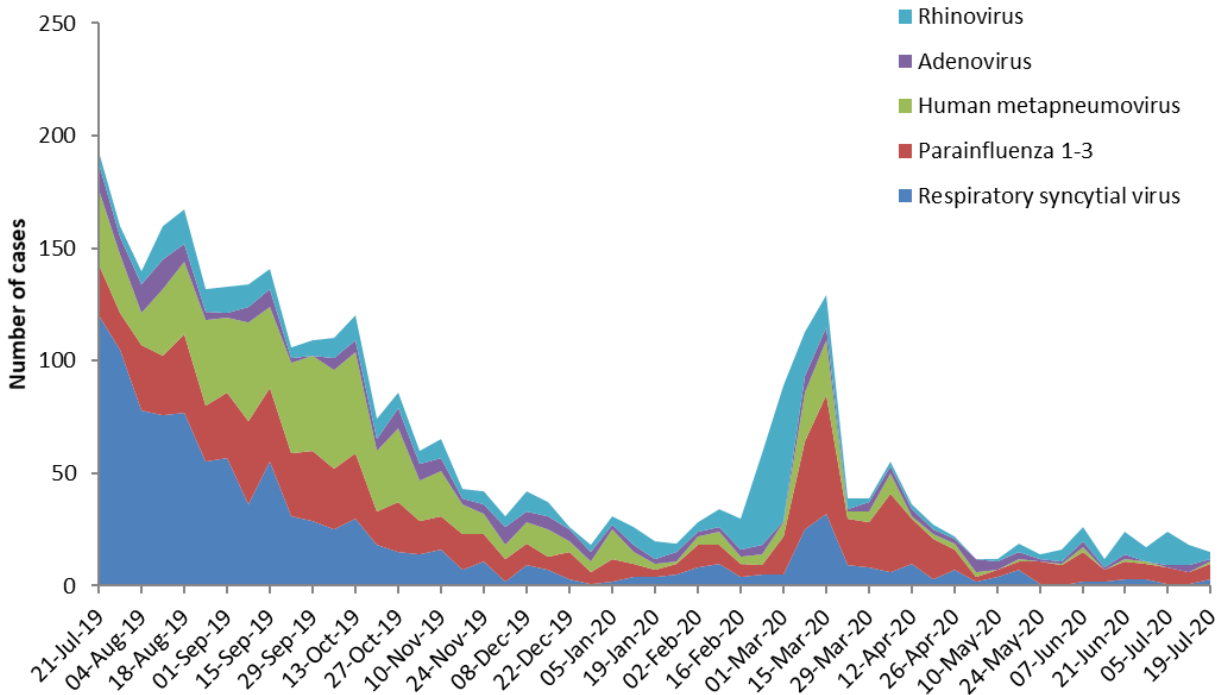
Influenza Types and Subtypes, 2019-2020



No positive influenza samples were reported by PathWest in the past week.

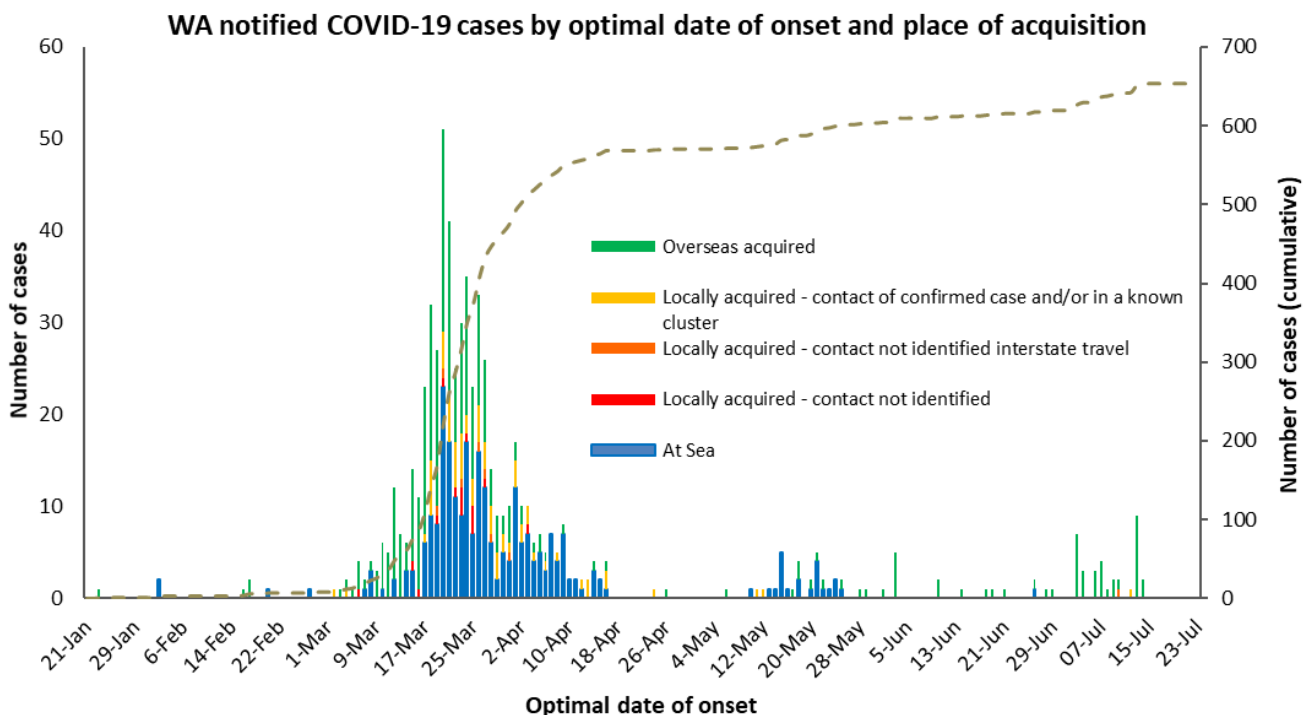
The graph is a summary of all WA samples positive for influenza reported at PathWest, excluding samples referred by other private laboratories for influenza subtyping. * These samples were tested using a rapid testing method that does not determine the influenza subtype (i.e. influenza A/H3N2 or A/H1N1).

Non-Influenza Respiratory Viruses, 2019-2020



Overall non-influenza activity remained low this week- the majority of detections were parainfluenza virus.

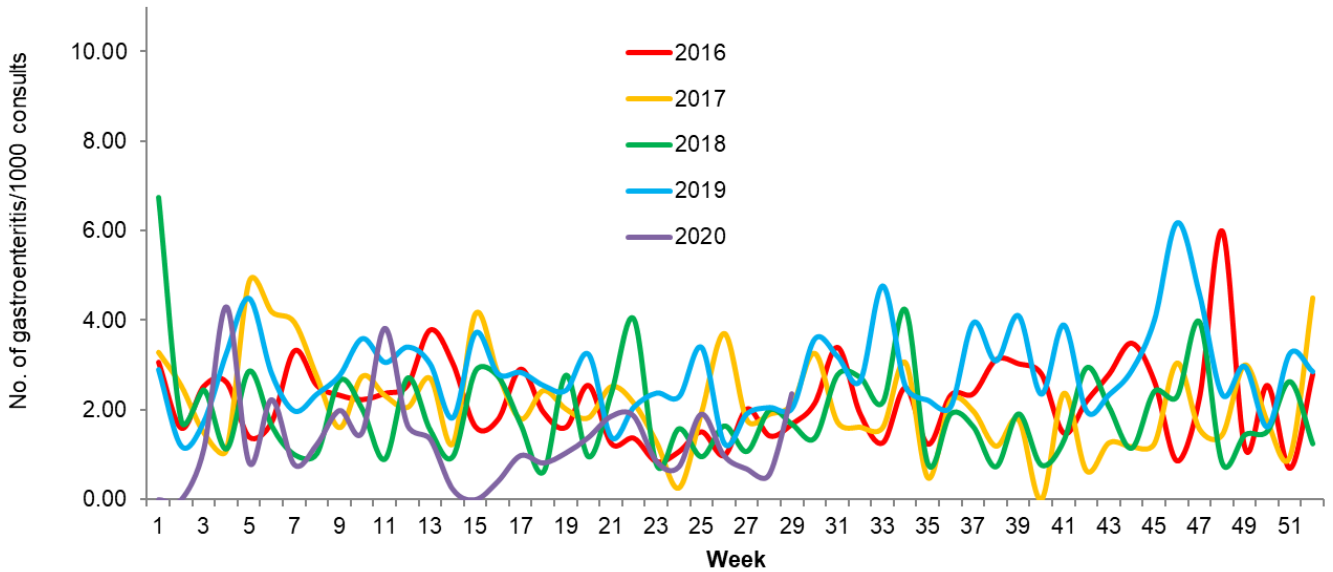
The graph is a summary of all WA samples positive for a common respiratory virus other than influenza reported at PathWest.



COVID-19 activity remains low in WA. There were no reported COVID-19 detections with an optimal day of onset in the last seven days.

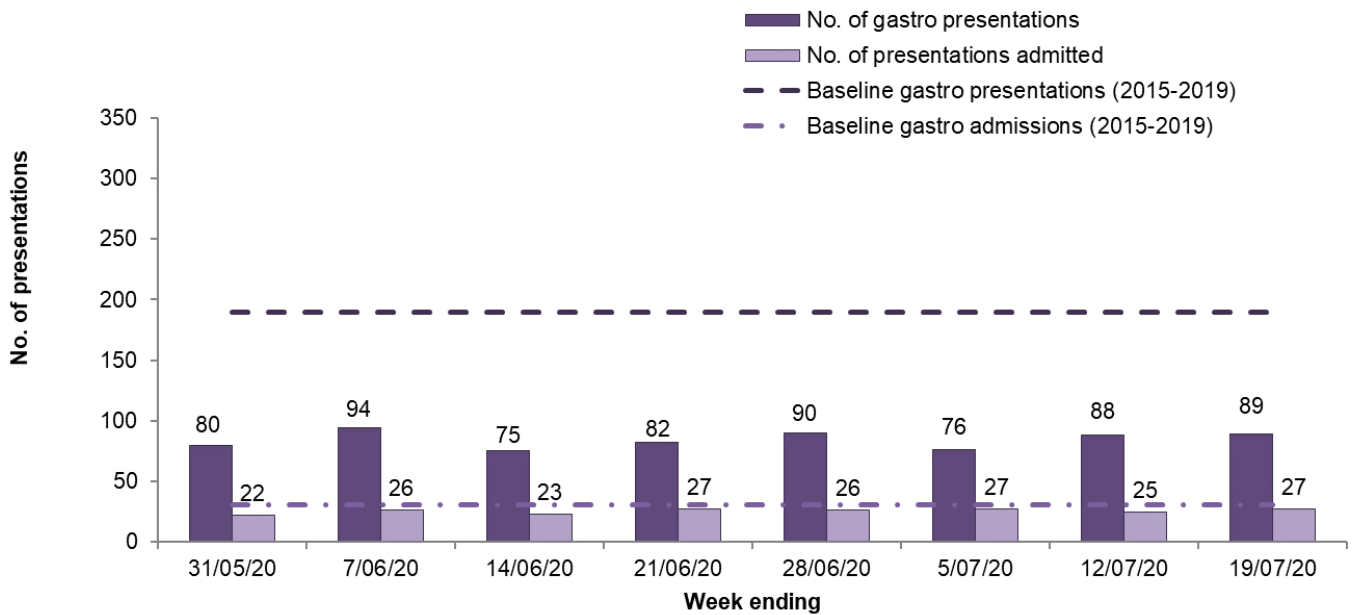
Gastroenteritis

Australian Sentinel Practices Research Network - GP surveillance
rate of gastroenteritis per 1000 consultations, 2016 to 2020



The rate of gastroenteritis presentations to sentinel GPs this week is in the mid range of levels normally reported at this time of year.

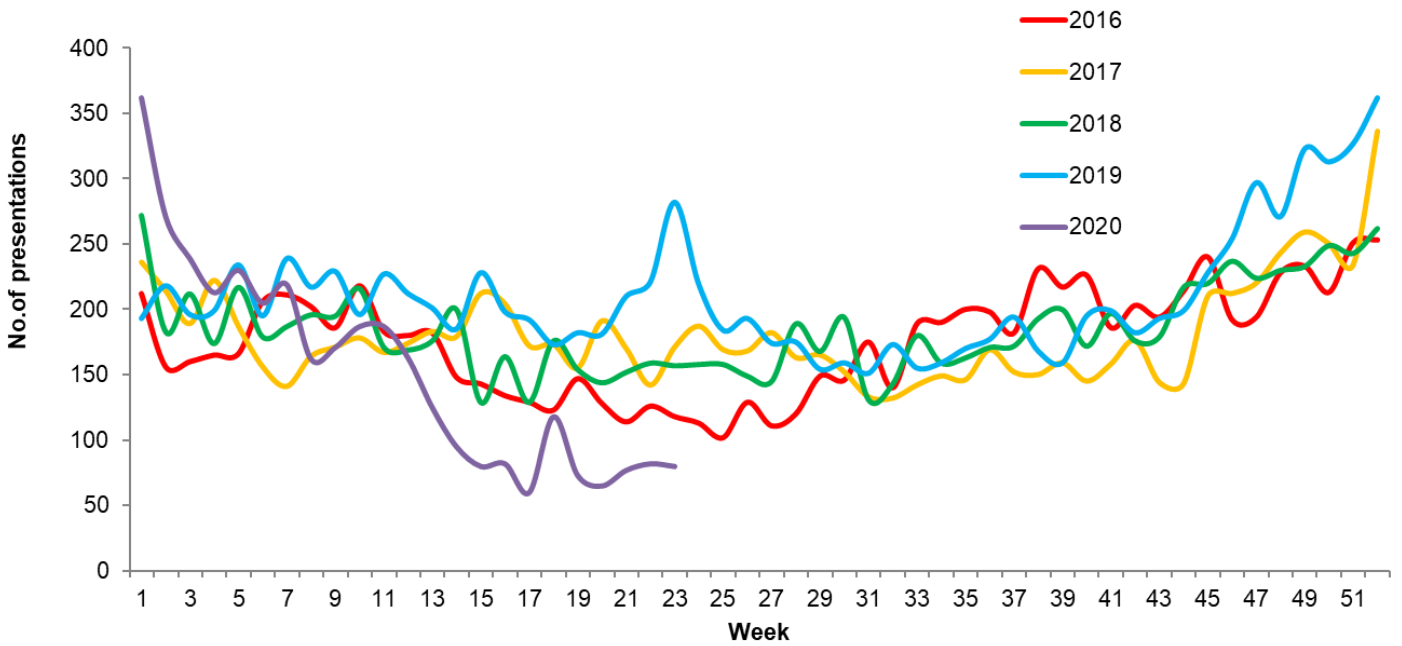
ED gastroenteritis presentations



Gastroenteritis presentations and admissions to sentinel EDs in the past week remained below baseline levels.

This graph is a summary of current EDIS data for gastroenteritis presentations and admissions. Baseline levels for gastroenteritis presentations and admissions were calculated using the mean of weekly EDIS data from week 1, 2015 to week 52, 2019.

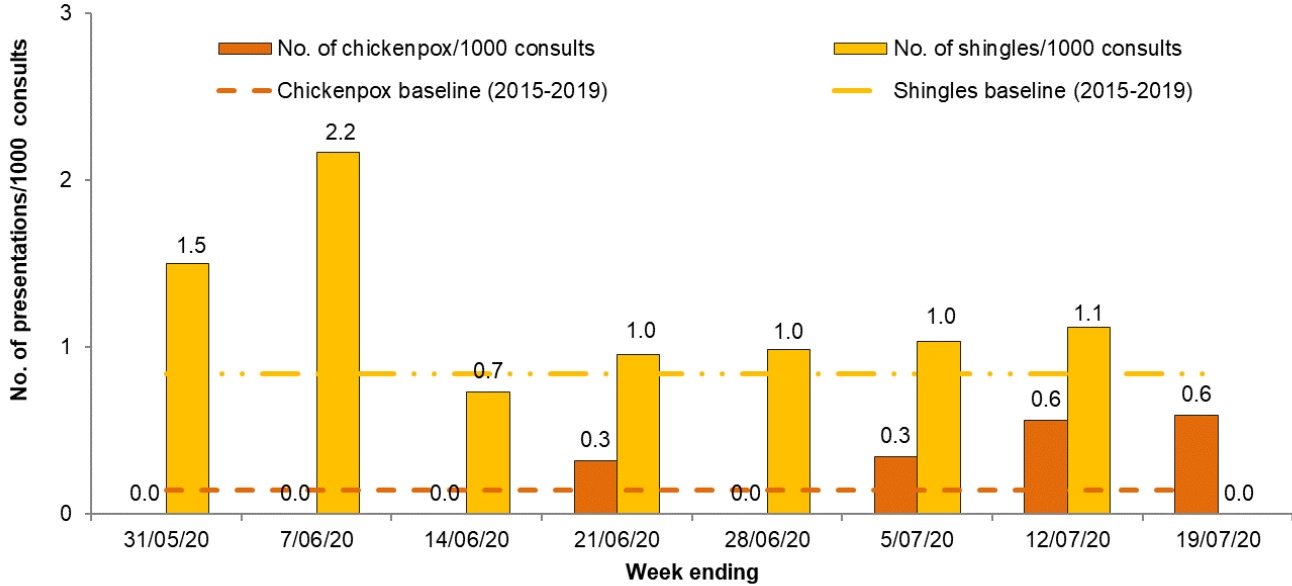
ED gastroenteritis presentations, 2016 to 2020



The number of gastroenteritis presentations to sentinel EDs remains well below the range of values normally reported at this time of year.

Viral rashes

GP varicella-zoster virus presentations

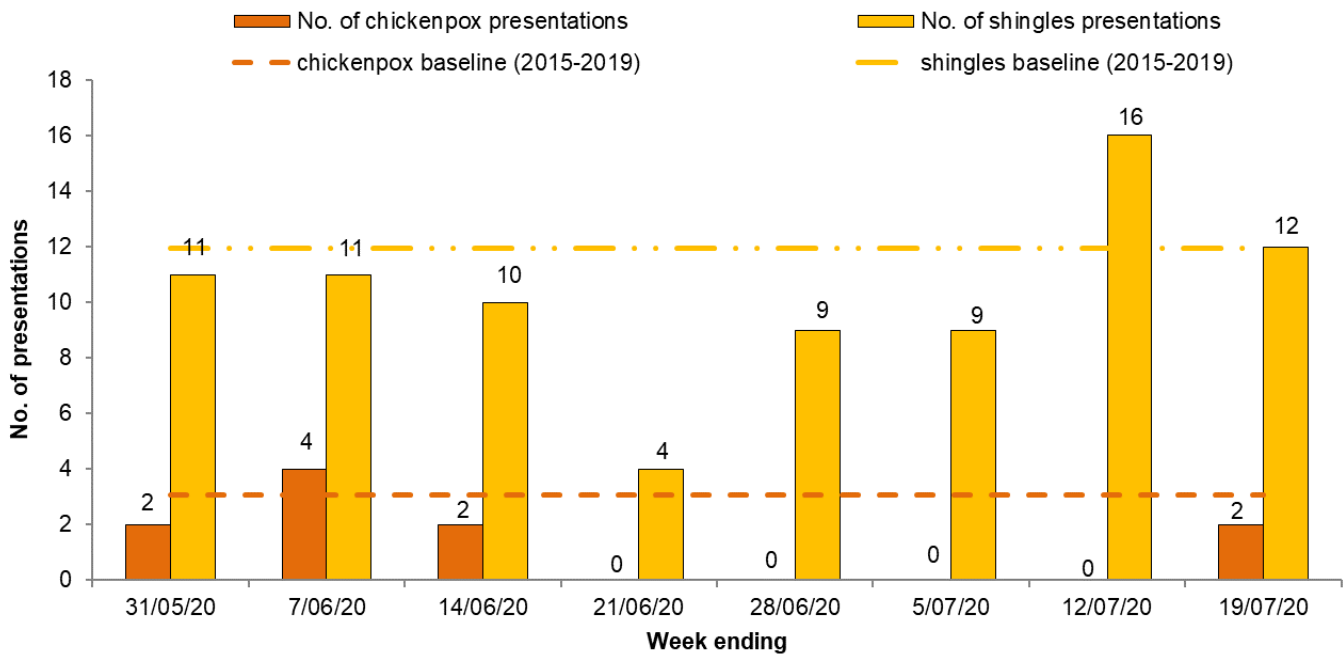


Chickenpox presentations reported by WA ASPREN GPs were above baseline level this week.

Baseline levels for chickenpox and shingles presentations to WA ASPREN GPs per thousand consultations were calculated using the mean of weekly WA ASPREN data from week 1, 2015 to week 52, 2019.

The following is a summary of current Emergency Department sentinel surveillance (EDSS) data for varicella-zoster virus presentations.

ED varicella-zoster virus presentations



Shingles presentations to sentinel EDs were at baseline level this week.

Baseline levels for varicella-zoster virus presentations were calculated using the mean of weekly EDIS data from week 1, 2015 to week 52, 2019.

This document can be made available in alternative formats on request for a person with disability.

© Department of Health 2020

Copyright to this material is vested in the State of Western Australia unless otherwise indicated. Apart from any fair dealing for the purposes of private study, research, criticism or review, as permitted under the provisions of the *Copyright Act 1968*, no part may be reproduced or re-used for any purposes whatsoever without written permission of the State of Western Australia.

healthywa.wa.gov.au